






















MTG SYSTEMS

KINGMET



Size Selection Selección de talla Choix de taille
Bestimmen der Zahngruppengröße Выбор размеров для каждой системы


































						
	STD.	H.D.	STD.	H.D.	STD.	H.D.
5	0 - 35	0 - 28	0 - 58	0 - 45	-	-
8	36 - 51	29 - 41	59 - 85	46 - 66	-	-
10	52 - 69	42 - 55	86 - 114	67 - 88	-	-
15	70 - 99	56 - 79	115 - 164	89 - 126	-	-
20	100 - 142	80 - 113	165 - 270	127 - 210	-	-
30	143 - 183	114 - 145	271 - 346	211 - 270	-	-
40	184 - 237	146 - 190	347 - 441	271 - 353	-	-
55	238 - 293	191 - 237	442 - 544	354 - 441	-	-
65	294 - 346	238 - 293	545 - 643	442 - 544	0 - 388	0 - 328
80	347 - 425	294 - 346	644 - 790	545 - 643	389 - 477	329 - 388
125	426 - 535	347 - 425	791 - 1012	644 - 790	478 - 599	389 - 476
200	536 - 667	426 - 545	1013 - 1239	791 - 1012	600 - 748	477 - 610
250	668 - 839	546 - 667	1249 - 1465	1013 - 1239	749 - 939	610 - 747

Design 	5	8	10	15	20	30	40	55	65	80	125	200	250
E 	-	-	MG10E	MG15E	MG20E	MG30E	MG40E	MG55E	MG65E	MG80E	MG125E	MG200E	MG250E
EX 	-	-	-	-	-	-	-	MG55EX	-	-	-	-	-
F 	-	MG8F	MG10F	MG15F	MG20F	MG30F	MG40F	MG55F	MG65F	MG80F	-	-	-
P 	-	-	-	-	-	-	-	-	MG65P	MG80P	MG125P	MG200P	MG250P
S 	-	-	-	MG15S	MG20S	MG30S	MG40S	MG55S	MG65S	-	-	-	-
U 	MG5U	MG8U	MG10U	MG15U	MG20U	MG30U	MG40U	MG55U	MG65U	MG80U	MG125U	-	-
V 	MG5V	MG8V	MG10V	MG15V	MG20V	MG30V	MG40V	MG55V	MG65V	MG80V	MG125V	MG200V	MG250V
W 	-	MG8W	MG10W	MG15W	MG20W	MG30W	MG40W	MG55W	MG65W	MG80W	MG125W	MG200W	-
I 	-	-	-	-	MG20I	MG30I	MG40I	MG55I	MG65I	MG80I	MG125I	MG200I	-
A 	-	-	-	MG15A	MG20A	MG30A	MG40A	MG55A	MG65A	MG80A	MG125A	MG200A	-
AX 	-	-	-	-	-	-	-	MG55AX	MG65AX	-	MG125AX	-	-
D 	-	-	-	-	-	-	-	MG55D	MG65D	MG80D	MG125D	MG200D	-
H 	-	-	-	MG15H	MG20H	MG30H	MG40H	MG55H	-	-	MG125H	-	-
L 	MG5L	MG8L	MG10L	MG15L	MG20L	MG30L	MG40L	MG55L	MG65L	-	-	-	-



Visit our web site
Visite nuestra página web
Visitez notre site
Besuchen sie unsere webseite
Посетите наш веб-сайт
www.mtg.es

Adapters **Portadientes** Porte-dents **Zahnhalter** Адаптеры

	5	8	10	15	20	30	40	55	65	80	125
	1MG5UC	1MG8UC	1MG10UC	1MG15UC	1MG20UC	1MG30UC	-	-	-	-	-
	-	1MG8WC	1MG10WC	1MG15WC	1MG20WC	1MG30WC	1MG40WC	1MG55WC	1MG65WC	1MG80WC	-
	-	-	-	1MG15WC3	1MG20WC3	1MG30WC3	1MG40WC3	1MG55WC3	1MG65WC3	1MG80WC3	-
	-	-	-	1MG15WC5	1MG20WC5	1MG30WC5	1MG40WC7	1MG55WC5	1MG65WC5	1MG80WC5	-
	-	-	-	-	1MG20WC7	1MG30WC7	-	1MG55WC7	1MG65WC7	-	-
	-	-	-	1MG15WL	1MG20WL	1MG30WL	1MG40WL	1MG55WL	-	-	-
	-	-	-	1MG15WR	1MG20WR	1MG30WR	1MG40WR	1MG55WR	-	-	-
	-	-	-	-	-	1MG30WC3 HD/M*	1MG40WC3 HD/M*	1MG55WC3 HD/M*	1MG65WC3 HD/M*	1MG80WC HD/M*	-
	-	-	-	-	-	-	-	-	-	-	-
	-	-	-	-	-	-	-	1MG55WC5 HD	1MG65WC5 HD	1MG80WC3 HD	-
	-	-	-	-	-	-	-	1MG55WC5 HD/M*	1MG65WC5 HD/M*	1MG80WC3 HD/M*	-
	-	-	-	-	-	-	1MG40WC7 HD	1MG55WC7 HD	1MG65WC7 HD	-	-
	-	-	-	-	-	-	1MG40WC7 HD/M*	1MG55WC7 HD/M*	1MG65WC7 HD/M*	-	-
	-	-	-	-	-	-	4MG40M	4MG55M	4MG65M	4MG80M	4MG125M
	-	1MG8CL18	-	-	-	-	-	-	-	-	-
	-	1MG8CL24	-	-	-	-	-	-	-	-	-
	-	1MG8WN	1MG10WN	1MG15WN	1MG20WN	1MG30WN HS	1MG40WN HS	1MG55WN HS	1MG65WN HS	1MG80WN HS	1MG125WN HS
	1MG5WN	-	-	-	1MG20BC	1MG30BC	-	-	-	-	-
	1MG5FC	1MG8FC	1MG10FC	1MG15FC	1MG20FC	1MG30FC	1MG40FC	1MG55FC	-	-	-
	-	-	1MG10FC2	-	-	1MG30FC2	-	-	-	-	-
	-	-	-	-	-	1MG30FC HS	-	-	1MG65FC HS	-	-
	-	-	-	-	1MG20WC2	1MG30WC2	1MG40WC2	1MG55WC2	1MG65WC2	1MG80WC2	-
	-	-	-	-	-	1MG30WC4	1MG40WC4	1MG55WC4	-	1MG80WC4	-
	-	-	-	-	-	1MG30WC6	-	1MG55WC6	-	-	-
	-	-	-	-	-	-	-	1MG55WC2 HS	-	-	-
	-	-	-	-	-	-	-	-	1MG65WC4 HS	-	-
	-	-	-	-	-	-	-	-	-	-	1MG125WC6 HS
	-	-	-	-	-	-	-	1MG55WC8 HS	-	-	1MG125WC8 HS
	-	-	-	-	-	-	1MG40WLD4	1MG55WLD2	1MG65WLD2	1MG80WLD2	-
	-	-	-	-	-	-	-	1MG55WLD4	-	-	-
	-	-	-	-	-	-	-	1MG55WRD2	1MG65WRD2	1MG80WRD2	-
	-	-	-	-	-	-	-	1MG55WRD4	-	-	-
	-	-	1MG10FCC	1MG15FCC	-	1MG30FCC	-	-	-	-	-

* Ref/M: indicates adapter + wear cap / Ref/M: indica adaptador + wear cap / Réf/M : indique adaptateur + protecteur / Ref./M: Angabe adapter + wear cap
 Ref/M: указывает адаптер + защиту от износа

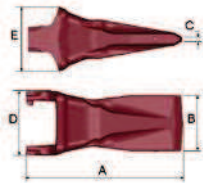
Locking system **Anclajes** Système de clavetage **Sicherung** Система крепления

	5	8	10	15	20	30	40	55	65	80	125	200	250
PR	2MG5P	2MG8P	2MG10/15PR	2MG10/15PR	2MG20PR	2MG30PR	2MG40PR	2MG55PR	2MG65PR	2MG80PR	2MG125PR	2MG200PR	2MG250PR
R	2MG5/8R	2MG5/8R	2MG10/15RR	2MG10/15RR	2MG20/30RR	2MG20/30RR	2MG40/55RR	2MG40/55RR	2MG65/80RR	2MG65/80RR	2MG125/200RR	2MG125/200RR	2MG250/500RR
PMR	2MG5PMR	2MG8PMR	2MG10/15PMR	2MG10/15PMR	2MG20PMR	2MG30PMR	2MG40PMR	2MG55PMR	2MG65PMR	2MG80PMR	-	-	-
MR	2MG5/8MR	2MG5/8MR	2MG10/15MR	2MG10/15MR	2MG20/30MR	2MG20/30MR	2MG40/55MR	2MG40/55MR	2MG65/80MR	2MG65/80MR	-	-	-
P HS	-	-	-	-	-	2MG30P HS	2MG40P HS	2MG55P HS	2MG65P HS	-	2MG125P HS	-	2MG250P HS
R HS	-	-	-	-	-	2MG30/80R HS	2MG30/80R HS	2MG30/80R HS	2MG30/80R HS	2MG30/80R HS	2MG125/250R HS	-	-

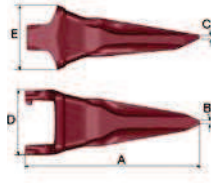
Light Construction Construcción Ligera Construction Légère Leichtbau
Строительство легких сооружений

Teeth Dientes Dents Zähne Зубья

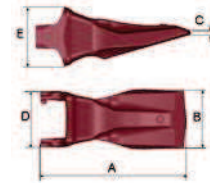
* UNIVERSAL (U)



* VECTOR (V)



* LONG (L)



Ref.		A		B		C		D		E		kgs / lbs	
		mm	inch	mm	inch	mm	inch	mm	inch	mm	inch		
MG5U		127	5.00	47	1.85	8	0.31	50	1.97	47	1.85	0,6	1.3
MG5V		151	5.94	5	0.20	4	0.16	50	1.97	47	1.85	0,5	1.2
MG5L		124	4.88	42	1.65	7	0.28	50	1.97	47	1.85	0,5	1.2

Locking system Anclajes Système de clavetage Sicherung Система крепления

Standard
Исполнение Standard (Стандартное)

Ref.
2MG5P
2MG5/8R



* **PR:**
 Body + Retainer
 Cuerpo + Retenedor
 Corps + Élement de blocage
 Sicherungskörper + Sperre
 Корпус + Фиксатор



* **RR:**
 Retainer
 Retenedor
 Élement de blocage
 Sperre
 Фиксатор

Lubricant material Materiales lubricantes Matériaux lubrificants
Schmiermittel-material смазочные материалы

Ref.
2MG5PMR
2MG5/8MR



* **PMR:**
 Body + Metallic retainer
 Cuerpo + Retenedor metálico
 Corps + Élement de blocage métallique
 Sicherungskörper + Metallsperre
 Корпус + металлический фиксатор

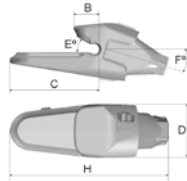


* **MR:**
 Metallic retainer
 Retenedor metálico
 Élement de blocage métallique
 Metallsperre
 металлический фиксатор

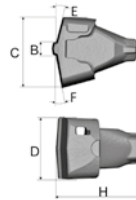
Light Construction **Construcción Ligera** Construction Légère **Leichtbau**
Строительство легких сооружений

Adapters Portadientes Porte-dents Zahnhalter Адаптеры

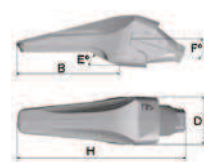
* UNIVERSAL (UC)



* WELD-ON NOSE (WN)



* FLUSH (FC)



Ref.						B		C		D		E	F	H			
		mm	inch	mm	inch	mm	inch	mm	inch	mm	inch	°	°	mm	inch	kg	lbs
1MG5UC		13 - 20	0.50 - 0.79	5	0.20	23	0.91	83	3.27	50	1.97	30°	17°	146	5.75	1,0	2.2
1MG5WN		↗	↗	-	-	11.5	0.45	57	2.24	52	2.05	9°	8°	76	2.99	0,7	1.5
1MG5FC		18 - 23	0.70 - 0.90	-	-	104	4.07	↗	↗	50	1.97	30°	17°	174	6.85	1,2	2.7

Removal tool Extractor Uтил d'extraction Bolzenentferner Принадлежности

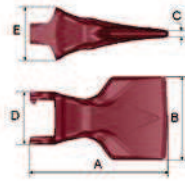


* 3MG5/150

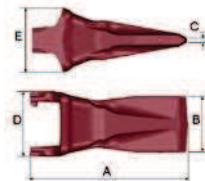
Light Construction Construcción Ligera Construction Légère Leichtbau
Строительство легких сооружений

Teeth Dientes Dents Zähne Зубья

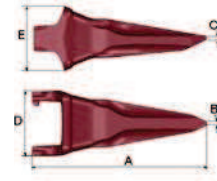
* **FLARED (F)**



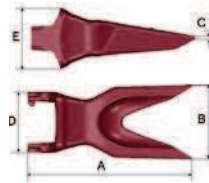
* **UNIVERSAL (U)**



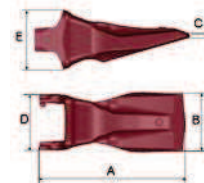
* **VECTOR (V)**



* **DOUBLE VECTOR (W)**



* **LONG (L)**



Ref.		A		B		C		D		E		kg / lbs	
		mm	inch	mm	inch	mm	inch	mm	inch	mm	inch		
MG8F		151	5.94	111	4.37	9	0.35	72	2.83	57	2.24	1,4	3.1
MG8U		162	6.38	52	2.05	8	0.31	60	2.36	57	2.24	1,1	2.4
MG8V		183	7.20	6	0.24	4	0.16	60	2.36	57	2.24	1,0	2.2
MG8W		183	7.20	85	3.35	4	0.16	60	2.36	57	2.24	1,3	2.9
MG8L		161	6.34	51	2.01	6	0.24	60	2.36	57	2.24	1,1	2.5

Locking system Anclajes Système de clavetage Sicherung Система крепления

Standard

Исполнение Standard (Стандартное)

Ref.
2MG8P
2MG5/8R



* **PR:**
Body + Retainer
Cuerpo + Retenedor
Corps + Élement de blocage
Sicherungskörper + Sperre
Корпус + Фиксатор



* **RR:**
Retainer
Retenedor
Élement de blocage
Sperre
Фиксатор

Lubricant material Materiales lubricantes Matériaux lubricants

Schmiermittel-material смазочные материалы

Ref.
2MG8PMR
2MG5/8MR



* **PMR:**
Body + Metallic retainer
Cuerpo + Retenedor metálico
Corps + Élement de blocage métallique
Sicherungskörper + Metallsperre
Корпус +металлический фиксатор

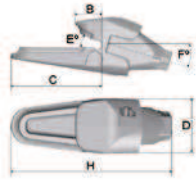


* **MR:**
Metallic retainer
Retenedor metálico
Élement de blocage métallique
Metallsperre
металлический фиксатор

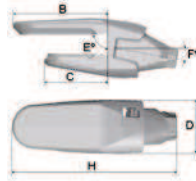
Light Construction **Construcción Ligera** Construction Légère **Leichtbau**
Строительство легких сооружений

Adapters **Portadientes** Porte-dents **Zahnhalter** Адаптеры

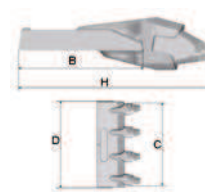
* UNIVERSAL (UC)



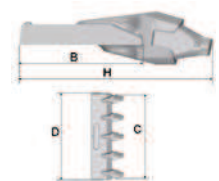
* CENTRAL (WC)



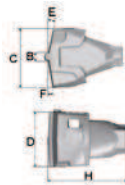
* CAST LIP 18 (CL18)




* CAST LIP 24 (CL24)













* WELD-ON NOSE (WN)



* FLUSH (FC)



Ref.						B		C		D		E	F	H			
		mm	inch	mm	inch	mm	inch	mm	inch	mm	inch	°	°	mm	inch		Kgs / lbs
1MG8UC		13 - 25	0.50-1.00	5	0.20	24	0.94	98	3.86	59	2.32	25°	17°	174	6.85	1,6	3.6
1MG8WC		25	1.00	8	0.34	119	4.69	57	2.24	59	2.32	23°	17°	194	7.60	2,0	4.4
1MG8CL18		25	1.00	-	-	152	5.98	449	17.68	470	18.50	↗	↗	236	9.29	18,9	42.5
1MG8CL24		25	1.00	-	-	152	5.98	601	23.66	622	24.49	↗	↗	236	9.29	24,1	53.3
1MG8WN		↗	↗	-	-	16	0.63	68	2.68	59	2.32	10°	15°	86	3.39	1,1	2.6
1MG8FC		13 - 20	0.50 - 0.79	-	-	121	4.76	↗	↗	59	2.32	23°	17°	202	7.95	2,1	4.6

Removal tool **Extractor** Uтил d'extraction **Bolzentferner** Принадлежности




* 3MG5/150

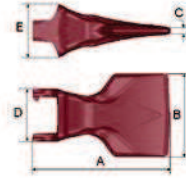
Light Construction **Construcción Ligera** Construction Légère **Leichtbau**
 Строительство легких сооружений

Teeth **Dientes** Dents **Zähne** Зубья

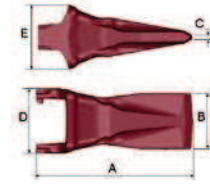
* EXTRA (E)




* FLARED (F)



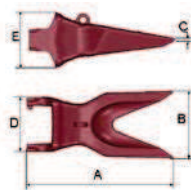
* UNIVERSAL (U)



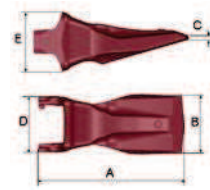
* VECTOR (V)



* DOUBLE VECTOR (W)



* LONG (L)



Ref.		A		B		C		D		E			
		mm	inch	mm	inch	mm	inch	mm	inch	mm	inch	kg	lbs
MG10E		204	8.03	42	1.65	4	0.16	76	2.99	66	2.60	2,1	4.7
MG10F		189	7.44	114	4.49	10	0.39	85	3.35	66	2.60	2,3	5.0
MG10U		189	7.44	63	2.48	9	0.35	76	2.99	66	2.60	1,8	4.1
MG10V		202	7.95	9	0.35	5	0.20	76	2.99	66	2.60	1,5	3.4
MG10W		202	7.95	75	2.95	4	0.16	85	3.35	66	2.60	1,9	4.2
MG10L		193	7.60	64	2.52	7	0.28	81	3.19	64	2.52	1,9	4.2

Locking system **Anclajes** Système de clavetage **Sicherung** Система крепления

Standard

Исполнение Standard (Стандартное)

Ref.
2MG10/15PR
2MG10/15RR



* **PR:**
 Body + Retainer
 Cuerpo + Retenedor
 Corps + Élement de blocage
 Sicherungskörper + Sperre
 Корпус + Фиксатор



* **RR:**
 Retainer
 Retenedor
 Élement de blocage
 Sperre
 Фиксатор

Lubricant material **Materiales lubricantes** Matériaux lubrifiants

Schmiermittel-material **смазочные материалы**

Ref.
2MG10/15PMR
2MG10/15MR



* **PMR:**
 Body + Metallic retainer
 Cuerpo + Retenedor metálico
 Corps + Élement de blocage métallique
 Sicherungskörper + Metallsperre
 Корпус +металлический фиксатор

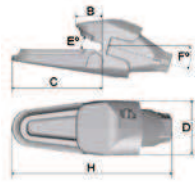


* **MR:**
 Metallic retainer
 Retenedor metálico
 Élement de blocage métallique
 Metallsperre
 металлический фиксатор

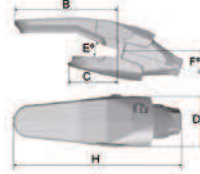
Light Construction Construcción Ligera Construction Légère Leichtbau
Строительство легких сооружений

Adapters Portadientes Porte-dents Zahnhalter Адаптеры

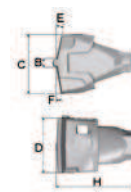
* UNIVERSAL (UC)




* CENTRAL (WC)



* WELD-ON NOSE (WN)



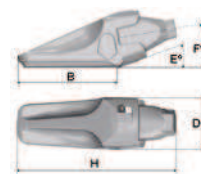
* FLUSH (FC)



* FLUSH (FC2)



* CLAMSHELL (FCC)



Ref.						B		C		D		E	F	H		
		mm	inch	mm	inch	mm	inch	mm	inch	mm	inch	°	°	mm	inch	
1MG10UC		20 - 30	0.79 - 1.18	8	0.31	34	1.34	123	4.84	69	2.72	25°	17°	211	8.31	2,6 5.7
1MG10WC		25	1.00	8	0.31	163	6.42	83	3.27	69	2.72	30°	6°	250	9.84	3,6 7.9
1MG10WN		-	-	-	-	15	0.59	69	2.72	76	2.99	11°	14°	96	3.78	1,6 3.5
1MG10FC		20 - 25	0.79 - 1.00	-	-	182	7.17	↗	↗	69	2.72	23°	17°	279	10.98	4,2 9.2
1MG10FC2		25 - 30	1.00 - 1.18	-	-	177	6.97	↗	↗	69	2.72	23°	17°	279	10.98	4,0 8.8
1MG10FCC		-	-	-	-	144	5.67	↗	↗	69	2.72	20°	10°	219	8.62	3,8 8.3

Removal tool Extractor Uтил d'extraction Bolzentferner Принадлежности




* 3MG5/150

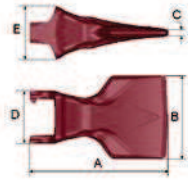
Medium Construction Construcción Mediana Construction Moyenne
Mittelschwerer Einsatz im Bauwesen Строительство средних сооружений

Teeth Dientes Dents Zähne Зубья

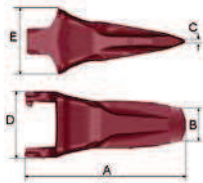
* EXTRA (E)



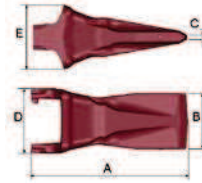
* FLARED (F)



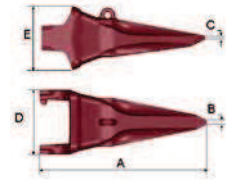
* STANDARD (S)



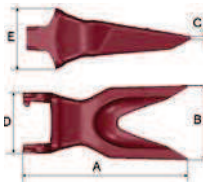
* UNIVERSAL (U)




* VECTOR (V)



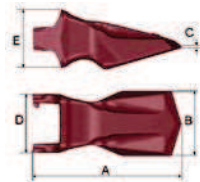
* DOUBLE VECTOR (W)



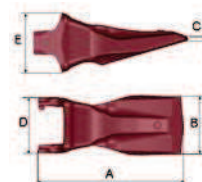
* ABRASION (A)



* HEAVY (H)



* LONG (L)



Ref.		A		B		C		D		E			
		mm	inch	mm	inch	mm	inch	mm	inch	mm	inch	kg	lbs
MG15E		234	9.21	55	2.17	5	0.20	83	3.27	79	3.11	3,3	7.3
MG15F		225	8.86	132	5.20	12	0.47	99	3.90	79	3.11	3,7	8.2
MG15S		225	8.86	45	1.77	7	0.28	83	3.27	79	3.11	2,5	5.6
MG15U		224	8.82	78	3.07	9	0.35	83	3.27	79	3.11	2,9	6.5
MG15V		237	9.33	9	0.35	6	0.24	83	3.27	79	3.11	2,4	5.4
MG15W		237	9.33	93	3.7	6	0.24	83	3.27	79	3.11	3,3	7.3
MG15A		255	10.04	50	1.97	6	0.24	100	3.94	79	3.11	6,3	14.0
MG15H		232	9.13	101	3.98	8	0.31	83	3.27	79	3.11	4,6	10.1
MG15L		224	8.82	79	3.11	9	0.35	83	3.27	79	3.11	3,0	6.5

Locking system Anclajes Système de clavetage Sicherung Система крепления

Standard

Исполнение Standard (Стандартное)

Ref.
2MG10/15PR
2MG10/15RR



* **PR:**
 Body + Retainer
 Cuerpo + Retenedor
 Corps + Élement de blocage
 Sicherungskörper + Sperre
 Корпус + Фиксатор



* **RR:**
 Retainer
 Retenedor
 Élement de blocage
 Sperre
 Фиксатор

Lubricant material Materiales lubricantes Matériaux lubricants

Schmiermittel-material смазочные материалы

Ref.
2MG10/15PMR
2MG10/15MR



* **PMR:**
 Body + Metallic retainer
 Cuerpo + Retenedor metálico
 Corps + Élement de blocage métallique
 Sicherungskörper + Metallsperre
 Корпус +металлический фиксатор

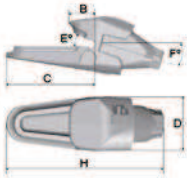


* **MR:**
 Metallic retainer
 Retenedor metálico
 Élement de blocage métallique
 Metallsperre
 металлический фиксатор

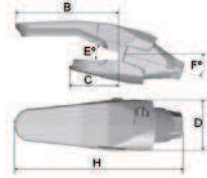
Medium Construction **Construcción Mediana** Construction Moyenne **Mittelschwerer Einsatz im Bauwesen** Строительство средних сооружений

Adapters **Portadientes** Porte-dents **Zahnhalter** Адаптеры

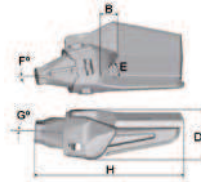
* UNIVERSAL (UC)



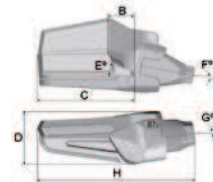
* CENTRAL (WC/WC3/WC5)



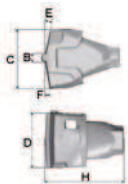
* CORNER ADAPTER LEFT (WL)



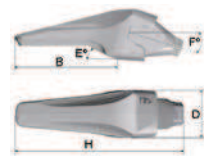
* CORNER ADAPTER RIGHT (WR)



* WELD-ON NOSE (WN)



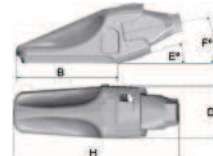
* FLUSH (FC)



* FLUSH (FC2)



* CLAMSHELL (FCC)



Ref.						B		C		D		E	F	G	H			
		mm	inch	mm	inch	mm	inch	mm	inch	mm	inch	°	°	°	mm	inch	kg	lbs
1MG15UC		25 - 35	1.00 - 1.38	8	0.31	44	1.73	151	5.94	82	3.23	25°	17°	∅	252	9.92	4,3	9.4
1MG15WC		32	1.25	11	0.43	180	7.09	90	3.54	82	3.23	30°	10°	∅	283	11.14	5,3	11.5
1MG15WC3		35	1.38	11	0.43	180	7.09	90	3.54	82	3.23	30°	10°	∅	283	11.14	5,1	11.2
1MG15WC5		30	1.18	11	0.43	164	6.46	80	3.15	82	3.23	22.5°	10°	∅	267	10.51	5,2	11.5
1MG15WL		25 - 30	1.00 - 1.18	-	-	45	1.77	164	6.46	91	3.58	23-30°	10°	6°	270	10.63	7,2	15.8
1MG15WR		25 - 30	1.00 - 1.18	-	-	45	1.77	164	6.46	91	3.58	23-30°	10°	6°	270	10.63	7,2	15.8
1MG15WN		-	-	-	-	22	0.87	88	3.46	82	3.23	11°	14°	∅	117	4.61	3,0	6.6
1MG15FC		25 - 30	1.00 - 1.18	-	-	202	7.95	∅	∅	82	3.23	23°	17°	∅	322	12.68	6,5	14.3
1MG15FCC		-	-	-	-	159	6.26	∅	∅	82	3.23	20°	10°	∅	263	10.35	5,5	12.1

Removal tool **Extractor** Uтил d'extraction **Bolzentferner** Принадлежности

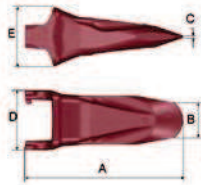


* 3MG5/150

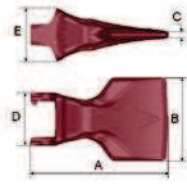
**Medium Construction Construcción Mediana Construction Moyenne
Mittelschwerer Einsatz im Bauwesen Строительство средних сооружений**

Teeth Dientes Dents Zähne Зубья

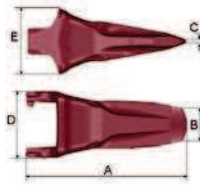
*** EXTRA (E)**



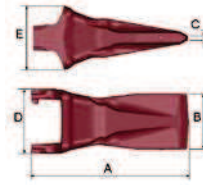
*** FLARED (F)**




*** STANDARD (S)**



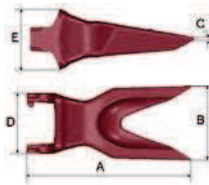
*** UNIVERSAL (U)**



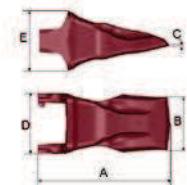
*** VECTOR (V)**



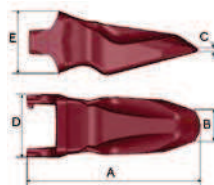
*** DOUBLE VECTOR (W)**



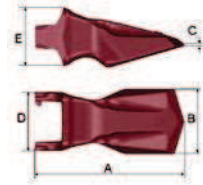
*** IMPACT (I)**



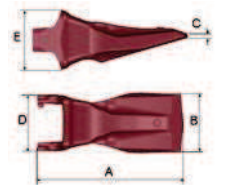
*** ABRASION (A)**



*** HEAVY (H)**



*** LONG (L)**



Ref.		A	B	C	D	E	kg / lbs		
		mm	inch	mm	inch	mm	inch	mm	inch
MG20E		286	11.26	62	2.44	6	0.24	102	4.02
MG20F		275	10.83	152	5.98	12	0.47	102	4.02
MG20S		264	10.39	51	2.01	8	0.31	102	4.02
MG20U		266	10.47	95	3.74	9	0.35	102	4.02
MG20V		299	11.77	6	0.24	6	0.24	102	4.02
MG20W		299	11.77	128	5.04	5	0.20	102	4.02
MG20I		238	9.37	89	3.50	10	0.39	102	4.02
MG20A		291	11.46	45	1.77	8	0.31	102	4.02
MG20H		276	10.87	113	4.45	5	0.20	102	4.02
MG20L		267	10.51	106	4.17	8	0.31	102	4.02

Locking system Anclajes Système de clavetage Sicherung Система крепления

Standard

Исполнение Standard (Стандартное)

Ref.
2MG20PR
2MG20/30RR



*** PR:**
Body + Retainer
Cuerpo + Retenedor
Corps + Élement de blocage
Sicherungskörper + Sperre
Корпус + Фиксатор

*** RR:**
Retainer
Retenedor
Élement de blocage
Sperre
Фиксатор

Lubricant material Materiales lubricantes Matériaux lubricants

Schmiermittel-material смазочные материалы

Ref.
2MG20PMR
2MG20/30MR



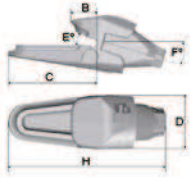
*** PMR:**
Body + Metallic retainer
Cuerpo + Retenedor metálico
Corps + Élement de blocage métallique
Sicherungskörper + Metallsperre
Корпус +металлический фиксатор

*** MR:**
Metallic retainer
Retenedor metálico
Élement de blocage métallique
Metallsperre
металлический фиксатор

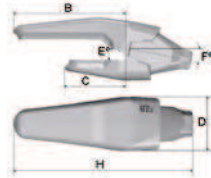
Medium Construction Construcción Mediana Construction Moyenne
Mittelschwerer Einsatz im Bauwesen Строительство средних сооружений

Adapters Portadientes Porte-dents Zahnhalter Адаптеры

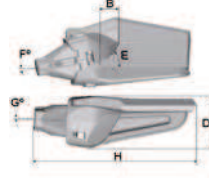
* UNIVERSAL (UC)



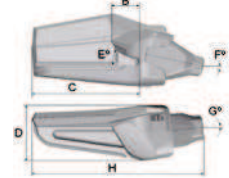
* CENTRAL (WC/WC3/WC5/WC7)



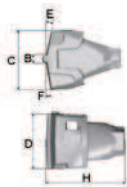
* CORNER ADAPTER LEFT (WL)



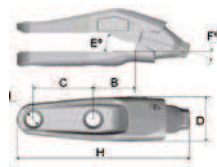
* CORNER ADAPTER RIGHT (WR)



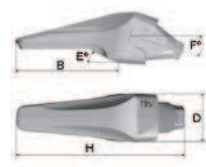
* WELD-ON NOSE (WN)



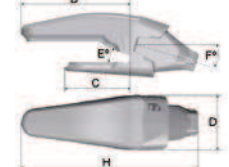
* BOLT-ON CENTRAL (BC)



* FLUSH (FC)



* CENTRAL (WC2)



Ref.						B		C		D		E		F		G		H		I			
		mm	inch	mm	inch	mm	inch	mm	inch	mm	inch	mm	inch	mm	inch	mm	inch	mm	inch	mm	inch	kg	lbs
1MG20UC		25-35	1.00-1.38	12	0.47	43	1.69	185	7.28	99	3.90	30°	10°	∅	310	12.20	∅	∅	7,7	16.9			
1MG20WC		35	1.38	12	0.47	204	8.03	111	4.37	99	3.90	30°	10°	∅	327	12.87	∅	∅	8,7	19.1			
1MG20WC3		40	1.50	12	0.47	204	8.03	111	4.37	99	3.90	30°	10°	∅	327	12.87	∅	∅	8,6	18.9			
1MG20WC5		37	1.46	10	0.39	204	8.03	111	4.37	99	3.90	22.5°	10°	∅	327	12.87	∅	∅	8,8	19.4			
1MG20WC7		32	1.25	12	0.47	204	8.03	111	4.37	99	3.90	30°	10°	∅	327	12.87	∅	∅	9,0	19.8			
1MG20WL		30-40	1.18-1.50	-	-	53	2.09	202	7.95	106	4.17	23-30°	10°	6°	329	12.95	∅	∅	11,5	25.3			
1MG20WR		30-40	1.18-1.50	-	-	53	2.09	202	7.95	106	4.17	23-30°	10°	6°	329	12.95	∅	∅	11,5	25.3			
1MG20WN		-	-	-	-	25	0.98	110	4.33	99	3.90	11°	14°	∅	117	4.61	∅	∅	5,3	11.8			
1MG20BC		32	1.25	12,5	0.49	83	3.27	166	6.54	101	3.98	22.5°	17°	∅	410	16.14	28x32	1.10x1.24	12,7	28.3			
1MG20FC		35-40	1.38-1.50	-	-	250	9.84	∅	∅	99	3.90	23°	17°	∅	382	15.02	∅	∅	9,5	21.0			
1MG20WC2		40	1.50	12	0.47	196	7.72	119	4.69	99	3.90	23°	17°	∅	322	12.68	∅	∅	9,1	20.1			

Removal tool Extractor Uтил d'extraction Bolzentferner Принадлежности




* 3MG20/400

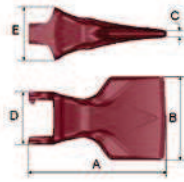
Medium Construction Construcción Mediana Construction Moyenne
Mittelschwerer Einsatz im Bauwesen Строительство средних сооружений

Teeth Dientes Dents Zähne Зубья

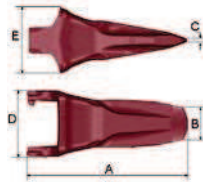
*** EXTRA (E)**



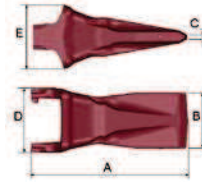
*** FLARED (F)**




*** STANDARD (S)**



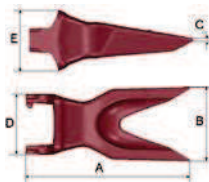
*** UNIVERSAL (U)**



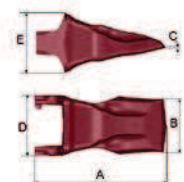
*** VECTOR (V)**




*** DOUBLE VECTOR (W)**



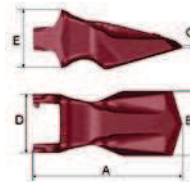
*** IMPACT (I)**



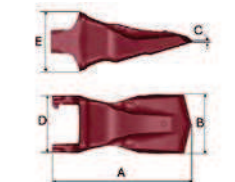
*** ABRASION (A)**



*** HEAVY (H)**



*** LONG (L)**



Ref.		A		B		C		D		E		
		mm	inch	mm	inch	mm	inch	mm	inch	mm	inch	
MG30E		316	12.44	68	2.68	6	0.24	115	4.53	116	4.57	8,3 18.3
MG30F		303	11.93	177	6.97	14	0.55	115	4.53	116	4.57	8,9 19.6
MG30S		292	11.50	58	2.28	9	0.35	115	4.53	116	4.57	6,3 13.8
MG30U		293	11.54	106	4.17	10	0.39	115	4.53	116	4.57	6,8 15.0
MG30V		327	12.87	7	0.28	7	0.28	115	4.53	116	4.57	5,9 13.0
MG30W		327	12.87	144	5.67	7	0.28	115	4.53	116	4.57	7,9 17.4
MG30I		260	10.24	102	4.02	3	0.12	115	4.53	116	4.57	6,5 14.3
MG30A		323	12.70	58	2.24	9	0.35	115	4.53	116	4.57	11,1 24.5
MG30H		300	11.81	128	5.04	6	0.24	115	4.53	116	4.57	10,3 22.7
MG30L		292	11.50	117	4.61	11	0.43	115	4.53	116	4.57	7,4 16.3

Locking system Anclajes Système de clavetage Sicherung Система крепления

Standard

Исполнение Standard (Стандартное)

Ref.
2MG30PR
2MG20/30RR



*** PR:**
Body + Retainer
Cuerpo + Retenedor
Corps + Élément de blocage
Sicherungskörper + Sperre
Корпус + Фиксатор



*** RR:**
Retainer
Retenedor
Élément de blocage
Sperre
Фиксатор

Lubricant material Materiales lubricantes Matériaux lubrifiants

Schmiermittel-material смазочные материалы

Ref.
2MG30PMR
2MG20/30MR



*** PMR:**
Body + Metallic retainer
Cuerpo + Retenedor metálico
Corps + Élément de blocage métallique
Sicherungskörper + Metallsperre
Корпус +металлический фиксатор



*** MR:**
Metallic retainer
Retenedor metálico
Élément de blocage métallique
Metallsperre
металлический фиксатор

Hot slag Escoria caliente Laitier chaud Heißes Schlacke Работа с горячим шлаком

Ref.
2MG30P HS
2MG30/80R HS



*** P HS:**
Body + Metallic retainer
Cuerpo + Retenedor metálico
Corps + Élément de blocage métallique
Sicherungskörper + Metallsperre
Корпус + металлический фиксатор

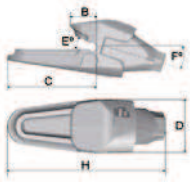


*** R HS:**
Retainer
Retenedor
Élément de blocage
Sperre
Фиксатор

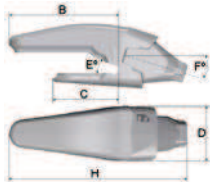
Medium Construction **Construcción Mediana** Construction Moyenne **Mittelschwerer Einsatz im Bauwesen** Строительство средних сооружений

Adapters **Portadientes** Porte-dents **Zahnhalter** Адаптеры

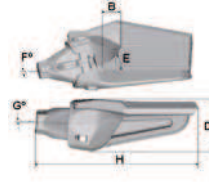
* UNIVERSAL (UC)



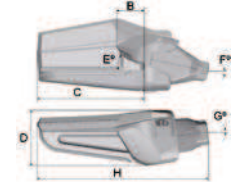
* CENTRAL (WC)



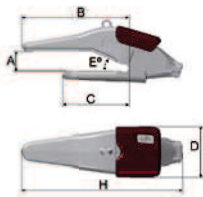
* CORNER ADAPTER LEFT (WL)



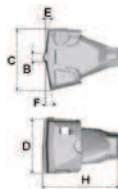
* CORNER ADAPTER RIGHT (WR)



* CENTRAL HD (WC HD/M)



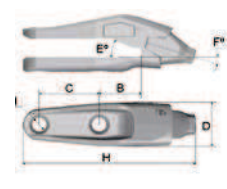
* WELD-ON NOSE HOT SLAG (WN HS)



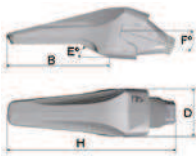
* MECHANICAL WEAR CAP (M)




* BOLT-ON CENTRAL (BC)



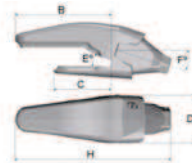
* FLUSH (FC/FC HS)



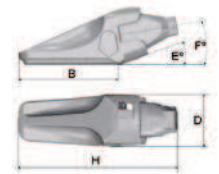
* FLUSH (FC2)



* FLUSH (WC2/WC4)



* CLAMSHELL (FCC)



Ref.		A		I		B		C		D		E °	F °	G °	H		I			
		mm	inch	mm	inch	mm	inch	mm	inch	mm	inch				mm	inch	mm	inch	kg	lbs
1MG30UC		32-45	1.25-1.75	14	0.55	55	2.17	215	8.46	113	4.45	30°	10°	∅	357	14.06	∅	∅	12	26.5
1MG30WC		40	1.50	14	0.55	209	8.23	102	4.02	113	4.45	30°	10°	∅	348	13.70	∅	∅	11,8	26.0
1MG30WC3		45	1.75	14	0.55	209	8.23	101	3.98	113	4.45	30°	10°	∅	348	13.70	∅	∅	11,5	25.4
1MG30WC5		40	1.50	14	0.55	209	8.23	102	4.02	113	4.45	22.5°	10°	∅	348	13.70	∅	∅	11,8	26.0
1MG30WC7		35	1.38	14	0.55	209	8.23	102	4.02	113	4.45	30°	10°	∅	348	13.70	∅	∅	11,9	26.3
1MG30WL		35-45	1.38-1.75	-	-	57	2.24	210	8.27	122	4.80	23-30°	10°	6°	351	13.82	∅	∅	16,4	36.2
1MG30WR		35-45	1.38-1.75	-	-	57	2.24	210	8.27	122	4.80	23-30°	10°	6°	351	13.82	∅	∅	16,4	36.2
1MG30WC3 HD/M		45	1.75	-	-	209	8.23	156	6.14	129	5.08	30°	10°	∅	349	13.74	∅	∅	14,5	31.9
1MG30WN HS*		-	-	-	-	28	1.10	125	4.92	113	4.45	11°	14°	∅	156	6.14	∅	∅	7,6	16.7
1MG30BC		45	1.75	-	-	105	4.13	156	6.14	116	4.57	22.5°	17°	∅	444	17.48	36	1.42	19,8	43.4
1MG30FC		40-45	1.50-1.75	-	-	256	10.08	∅	∅	113	4.45	23°	17°	∅	414	16.30	∅	∅	14,0	30.8
1MG30FC2		45-50	1.75-2.00	-	-	256	10.08	∅	∅	113	4.45	23°	17°	∅	414	16.30	∅	∅	13,7	30.2
1MG30FC HS		40-45	1.50-1.75	-	-	256	10.08	∅	∅	113	4.45	23°	17°	∅	414	16.30	∅	∅	14,6	32.2
1MG30WC2		40	1.50	14	0.55	224	8.82	135	5.30	113	4.45	23°	17°	∅	365	14.37	∅	∅	12,6	27.8
1MG30WC4		45	1.75	14	0.55	224	8.82	135	5.30	113	4.45	23°	17°	∅	365	14.37	∅	∅	12,5	27.6
1MG30WC6		50	2.00	14	0.55	224	8.82	135	5.30	113	4.45	23°	17°	∅	365	14.37	∅	∅	12,7	28.0
1MG30FCC		∅	∅	-	-	242	9.53	∅	∅	113	4.45	23°	10°	∅	381	15.00	∅	∅	13,7	30.2

* Weld-on nose can either be used with Standard or Hot Slag retainer / La nariz soldable puede ser utilizada con el retenedor estándar o escoria caliente / La nez à souder peut utiliser la clavette Standard ou Hotslag / Die Nase kann mit Standard- oder Hotslagsicherung verwendet werden / Пригодный для сварки носок можно использовать вместе со стандартным фиксатором или горячим шлаком

Removal tool **Extractor**
 Outil d'extraction **Bolzenentferner**
 Принадлежности




* 3MG20/400

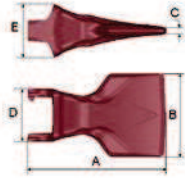
Medium Construction Construcción Mediana Construction Moyenne
Mittelschwerer Einsatz im Bauwesen Строительство средних сооружений

Teeth Dientes Dents Zähne Зубья


*** EXTRA (E)**



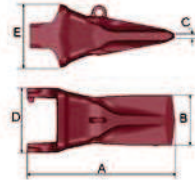
*** FLARED (F)**



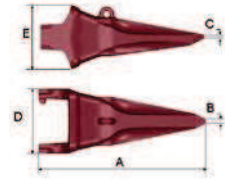
*** STANDARD (S)**



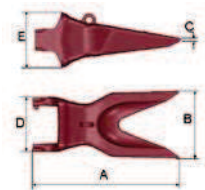
*** UNIVERSAL (U)**



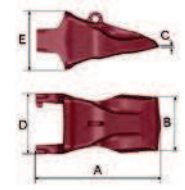
*** VECTOR (V)**



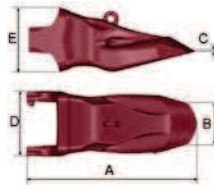
*** DOUBLE VECTOR (W)**



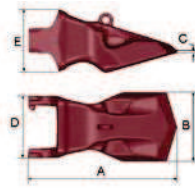
*** IMPACT (I)**



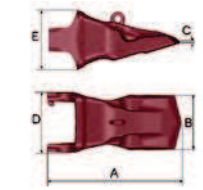
*** ABRASION (A)**



*** HEAVY (H)**



*** LONG (L)**



Ref.		A		B		C		D		E		
		mm	inch	mm	inch	mm	inch	mm	inch	mm	inch	
MG40E		356	14.02	79	3.07	7	0.28	131	5.15	133	5.24	11,8 26.0
MG40F		338	13.31	208	8.19	17	0.67	131	5.15	133	5.24	12,7 28.1
MG40S		327	12.87	65	2.56	10	0.39	131	5.15	133	5.24	9,2 20.2
MG40U		327	12.87	126	4.96	9	0.35	131	5.15	133	5.24	9,9 21.8
MG40V		370	14.57	8	0.31	8	0.31	131	5.15	133	5.24	8,8 19.5
MG40W		370	14.57	164	6.46	8	0.31	131	5.15	133	5.24	11,6 25.6
MG40I		294	11.57	117	4.57	4	0.16	131	5.15	133	5.24	9,6 21.1
MG40A		364	14.33	63	2.48	11	0.43	131	5.15	133	5.24	16,5 36.4
MG40H		341	13.43	143	5.63	7	0.28	131	5.15	133	5.24	14,3 31.5
MG40L		329	12.95	137	5.39	4	0.16	131	5.15	133	5.24	11,5 25.4

Locking system Anclajes Système de clavetage Sicherung Система крепления

Standard

Исполнение Standard (Стандартное)

Ref.
2MG40PR
2MG40/55RR



*** PR:**
Body + Retainer
Cuerpo + Retenedor
Corps + Élement de blocage
Sicherungskörper + Sperre
Корпус + Фиксатор



*** RR:**
Retainer
Retenedor
Élement de blocage
Sperre
Фиксатор

Lubricant material Materiales lubricantes Matériaux lubrificants

Schmiermittel-material смазочные материалы

Ref.
2MG40PMR
2MG40/55MR



*** PMR:**
Body + Metallic retainer
Cuerpo + Retenedor metálico
Corps + Élement de blocage métallique
Sicherungskörper + Metallsperre
Корпус +металлический фиксатор



*** MR:**
Metallic retainer
Retenedor metálico
Élement de blocage métallique
Metallsperre
металлический фиксатор

Hot slag Escoria caliente Laitier chaud Heißes Schlacke Работа с горячим шлаком

Ref.
2MG40P HS
2MG30/80R HS



*** P HS:**
Body + Metallic retainer
Cuerpo + Retenedor metálico
Corps + Élement de blocage métallique
Sicherungskörper + Metallsperre
Корпус + металлический фиксатор

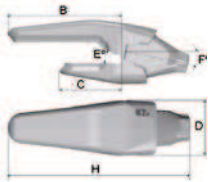


*** R HS:**
Retainer
Retenedor
Élement de blocage
Sperre
Фиксатор

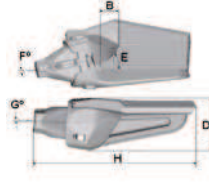
**Medium Construction Construcción Mediana Construction Moyenne
Mittelschwerer Einsatz im Bauwesen Строительство средних сооружений**

Adapters Portadientes Porte-dents Zahnhalter Адаптеры

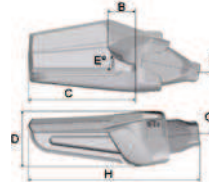
* CENTRAL (WC/WC3/WC7)



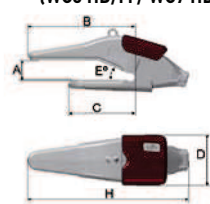
* CORNER ADAPTER LEFT (WL)



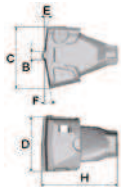
* CORNER ADAPTER RIGHT (WR)



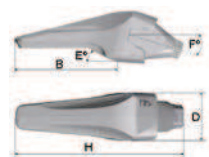
* CENTRAL HD (WC3 HD/M / WC7 HD/M)



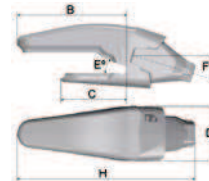
* WELD-ON NOSE HOT SLAG (WN HS)



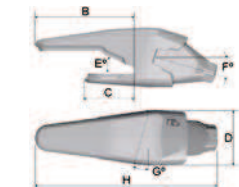
* FLUSH (FC)



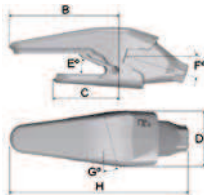
* CENTRAL (WC2/WC4)



* DELTA LEFT (WLD4)



* DELTA RIGHT (WRD4)



* MECHANICAL WEAR CAP (M)



Ref.						B		C		D		E	F	G	H			
		mm	inch	mm	inch	mm	inch	mm	inch	mm	inch	°	°	°	mm	inch		kg
1MG40WC		40	1.50	16	0.63	239	9.41	117	4.61	129	5.08	30°	10°	∅	398	15.67	17,9	38.5
1MG40WC3		45	1.75	16	0.63	239	9.41	117	4.61	129	5.08	30°	10°	∅	398	15.67	16,9	37.2
1MG40WC7		50	2.00	16	0.63	240	9.45	117	4.61	129	5.08	30°	10°	∅	398	15.67	16,6	37.6
1MG40WL		40-50	1.5-2.00	-	-	70	2.76	242	9.53	140	5.51	23-30°	10°	6°	399	15.71	23,8	52.5
1MG40WR		40-50	1.5-2.00	-	-	70	2.76	242	9.53	140	5.51	23-30°	10°	6°	399	15.71	23,8	52.5
1MG40WC3 HD/M**		45	1.75	-	-	238	9.37	178	7.01	148	5.83	30°	10°	∅	399	15.71	21,2	46.7
1MG40WC7 HD/M**		50	2.00	-	-	238	9.37	178	7.01	148	5.83	30°	10°	∅	-	-	21,0	46.3
1MG40WN HS*		∅	∅	-	-	28	1.10	144	5.67	129	5.08	11°	10°	∅	180	7.09	11,2	24.6
1MG40FC		45-50	1.75-2.00	-	-	292	11.50	∅	∅	129	5.08	23°	17°	∅	460	18.11	19,7	43.4
1MG40WC2		45	1.75	16	0.63	257	10.12	154	6.06	129	5.08	23°	17°	∅	416	16.38	18,7	41.3
1MG40WC4		50	2.00	16	0.63	257	10.12	154	6.06	129	5.08	23°	17°	∅	416	16.38	18,4	40.7
1MG40WLD4		50	2.00	-	-	223	8.78	121	4.76	129	5.08	23°	17°	15°	417	16.4	18,7	41.3
1MG40WRD4		50	2.00	-	-	223	8.78	121	4.76	129	5.08	23°	17°	15°	417	16.4	18,7	41.3
4MG40M		∅	∅	∅	∅	∅	∅	45	1.77	148	5.83	∅	∅	∅	97	3.2	2,0	4.4

* Weld-on nose can either be used with Standard or Hot Slag retainer / La nariz soldable puede ser utilizada con el retenedor estándar o escoria caliente / La nez à souder peut utiliser la clavette Standard ou Scories chaudes / Die Nase kann mit Standard- oder Hotslagsicherung verwendet werden / Пригодный для сварки носок можно использовать вместе со стандартным фиксатором или горячим шлаком

** Ref/M: indicates adapter + wear cap / Ref/M: indica adaptador + wear cap / Réf/M : indique adaptateur + protecteur / Ref./M: Angabe adapter + wear cap / Ref/M: указывает адаптер + защиту от износа

Removal tool Extractor
Outil d'extraction Bolzentferner
Принадлежности




* 3MG20/400

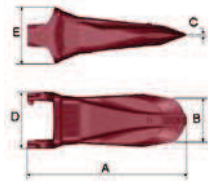
Heavy Construction Construcción Pesada Construction Lourde Schwerbau
Строительство крупных сооружений

Teeth Dientes Dents Zähne Зубья

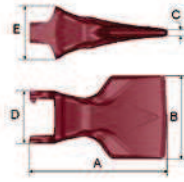
* EXTRA (E)



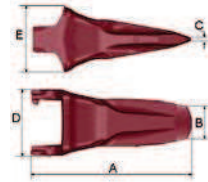
* EXTRA (EX)



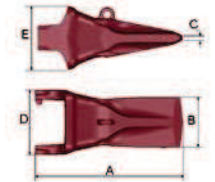
* FLARED (F)



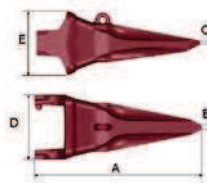
* STANDARD (S)



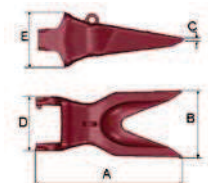
* UNIVERSAL (U)



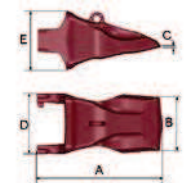
* VECTOR (V)



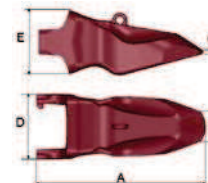
* DOUBLE VECTOR (W)



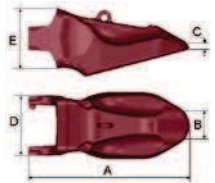
* IMPACT (I)



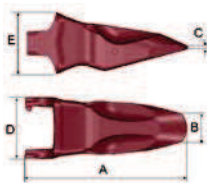
* ABRASION (A)



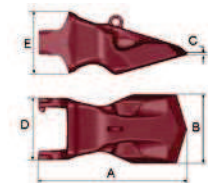
* ABRASION X (AX)



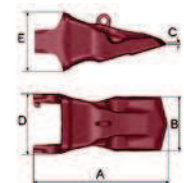
* DELTA (D)



* HEAVY (H)



* LONG (L)



Ref.		A		B		C		D		E		kg / lbs	
		mm	inch	mm	inch	mm	inch	mm	inch	mm	inch		
MG55E		393	15.47	88	4.45	8	0.31	147	5.79	148	5.83	15,9	35.1
MG55EX		415	16.34	113	5.47	7	0.28	147	5.79	148	5.83	17,9	39.4
MG55F		378	14.88	233	9.13	19	0.75	147	5.79	148	5.83	17,8	39.2
MG55S		365	14.37	74	2.90	11	0.43	147	5.79	148	5.83	12,2	26.9
MG55U		367	14.45	134	5.24	12	0.47	147	5.79	148	5.83	14,3	31.5
MG55V		408	16.06	9	0.35	9	0.35	147	5.79	148	5.83	12,5	27.5
MG55W		408	16.06	184	7.20	9	0.35	147	5.79	148	5.83	16,5	36.3
MG55I		328	12.91	130	5.12	5	0.20	147	5.79	148	5.83	13,4	29.5
MG55A		404	15.91	71	2.80	13	0.51	147	5.79	148	5.83	22,8	50.2
MG55AX		409	16.10	86	3.39	18	0.71	147	5.79	148	5.83	28,0	61.7
MG55D		386	15.20	71	2.80	11	0.43	147	5.79	148	5.83	18,3	40.3
MG55H		375	14.76	164	6.46	7	0.28	147	5.79	148	5.83	20,5	45.2
MG55L		364	14.33	151	5.94	5	0.16	147	5.79	148	5.83	15,6	34.4

Locking system Anclajes Système de clavetage Sicherung Система крепления

Standard
Исполнение Standard (Стандартное)

Ref.
2MG55PR
2MG40/55RR



* **PR:**
Body + Retainer
Cuerpo + Retenedor
Corps + Element de blocage
Sicherungskörper + Sperre
Корпус + Фиксатор



* **RR:**
Retainer
Retenedor
Élément de blocage
Sperre
Фиксатор

Lubricant material Materiales lubricantes Matériaux lubrificants
Schmiermittel-material смазочные материалы

Ref.
2MG55PMR
2MG40/55MR



* **PMR:**
Body + Metallic retainer
Cuerpo + Retenedor metálico
Corps + Élément de blocage métallique
Sicherungskörper + Metallsperre
Корпус + металлический фиксатор



* **MR:**
Metallic retainer
Retenedor metálico
Élément de blocage métallique
Metallsperre
металлический фиксатор

Hot slag Escoria caliente Laitier chaud Heißes Schlacke
Работа с горячим шлаком

Ref.
2MG40P HS
2MG30/80R HS



* **P HS:**
Body + Metallic retainer
Cuerpo + Retenedor metálico
Corps + Élément de blocage métallique
Sicherungskörper + Metallsperre
Корпус + металлический фиксатор

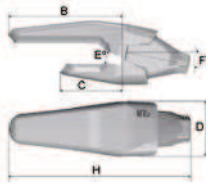


* **R HS:**
Retainer
Retenedor
Élément de blocage
Sperre
Фиксатор

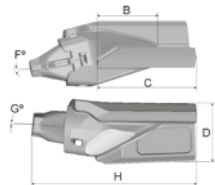
Heavy Construction **Construcción Pesada** Construction Lourde **Schwerbau** Строительство крупных сооружений

Adapters **Portadientes** Porte-dents **Zahnhalter** Адаптеры

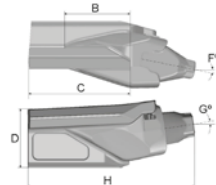
* **CENTRAL**
(WC/WC3/WC5/WC7)



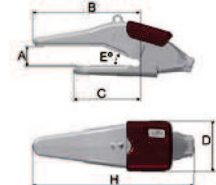
* **CORNER ADAPTER LEFT (WL)**



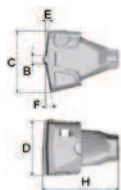
* **CORNER ADAPTER RIGHT (WR)**



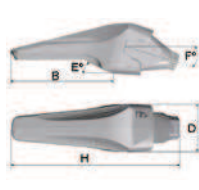
* **CENTRAL HD (WC HD/M
WC3HD/M / WC5HD/M / WC7HD/M)**



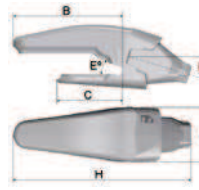
* **WELD-ON NOSE
HOT SLAG (WN HS)**



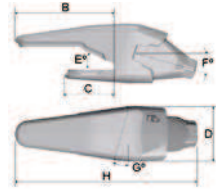
* **FLUSH (FC)**



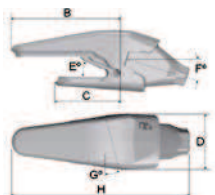
* **CENTRAL
(WC2/WC4/WC6)**



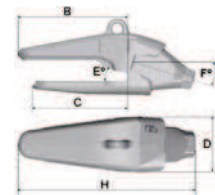
* **DELTA LEFT (WLD2/WLD4)**



* **DELTA RIGHT (WRD2/WRD4)**



* **CENTRAL HOT SLAG
(WC2 HS/WC8 HS)**



* **MECHANICAL
WEAR CAP (M)**



Ref.						B		C		D		E	F	G	H			
		mm	inch	mm	inch	mm	inch	mm	inch	mm	inch	°	°	°	mm	inch	kg	lbs
1MG55WC		45	1.75	17	0.67	277	10.91	140	5.51	144	5.67	30°	10°	∅	455	17.91	24,8	54.7
1MG55WC3		50	2.00	17	0.67	275	10.83	140	5.51	144	5.67	30°	10°	∅	452	17.80	24,5	54.0
1MG55WC5		60	2.36	17	0.67	275	10.83	140	5.51	144	5.67	30°	10°	∅	452	17.80	25,6	56.4
1MG55WC7		65	2.50	23	0.91	275	10.83	140	5.51	144	5.67	30°	10°	∅	452	17.80	25,3	55.7
1MG55WL		60	2.36	-	-	61	2.40	295	11.61	196	7.72	23-30°	10°	6°	485	19.09	51,2	112.3
1MG55WR		60	2.36	-	-	61	2.40	295	11.61	196	7.72	23-30°	10°	6°	485	19.09	51,2	112.3
1MG55WC3 HD/M**		50	2.00	17	0.67	277	10.91	200	7.87	148	5.83	30°	10°	∅	454	17.87	29,3	64.5
1MG55WC5 HD/M**		60	2.36	18	0.71	277	10.91	200	7.87	148	5.83	30°	10°	∅	454	17.87	28,3	62.3
1MG55WC7 HD/M**		65	2.50	20	0.79	277	10.91	200	7.87	148	5.83	30°	10°	∅	454	17.87	28,1	62.0
1MG55WN HS*		∅	∅	∅	∅	30	1.18	165	6.50	144	5.67	14°	11°	∅	199	7.83	15,5	34.2
1MG55FC		45-50	1.75-2.00	∅	∅	298	11.73	∅	∅	144	5.67	23°	17°	∅	507	19.96	28,9	63.9
1MG55WC2		50	2.00	18	0.71	287	11.30	174	6.85	144	5.67	23°	17°	∅	466	18.35	25,8	56.9
1MG55WC4		60	2.36	18	0.71	287	11.30	174	6.85	144	5.67	23°	17°	∅	466	18.35	27,3	60.2
1MG55WC6		65	2.50	20	0.79	287	11.30	174	6.85	144	5.67	30°	17°	∅	466	18.35	26,9	59.3
1MG55WLD2		50	2.00	18	0.71	245	9.65	136	5.35	144	5.67	23°	17°	15°	466	18.35	26,4	58.2
1MG55WLD4		60	2.36	18	0.71	249	9.80	136	5.35	144	5.67	23°	17°	15°	466	18.35	28,1	62.0
1MG55WRD2		50	2.00	18	0.71	245	9.65	136	5.35	144	5.67	23°	17°	15°	466	18.35	26,4	58.2
1MG55WRD4		60	2.36	18	0.71	249	9.80	136	5.35	144	5.67	23°	17°	15°	466	18.35	28,1	62.0
1MG55WC2 HS		50	2.00	-	-	287	11.30	250	9.84	144	5.67	23°	17°	∅	466	18.35	30,6	67.5
1MG55WC8 HS		45	1.75	-	-	286	11.26	250	9.84	144	5.67	22,5°	17°	∅	466	18.35	29,6	65.3
4MG55M		∅	∅	∅	∅	∅	∅	53	2.09	161	6.34	-	-	∅	120	4.72	3,5	7.6

* Weld-on nose can either be used with Standard or Hot Slag retainer / La nariz soldable puede ser utilizada con el retenedor estándar o escoria caliente / La nez à souder peut utiliser la clavette Standard ou Scories chaudes / Die Nase kann mit Standard- oder Hotslagsicherung verwendet werden / Пригодный для сварки носок можно использовать вместе со стандартным фиксатором или горячим шлаком

** Ref/M: indicates adapter + wear cap / Ref/M: indica adaptador + wear cap / Réf/M : indique adaptateur + protecteur / Ref./M: Angabe adapter + wear cap / Ref/M: указывает адаптер + защиту от износа

Removal tool **Extractor** Outil d'extraction **Bolzenentferner** Принадлежности

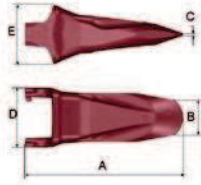


* **3MG55/800**

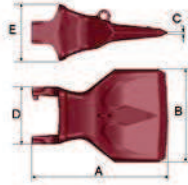
Heavy Construction Construcción Pesada Construction Lourde Schwerbau
Строительство крупных сооружений

Teeth Dientes Dents Zähne Зубья

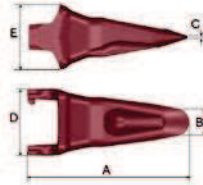
*** EXTRA (E)**



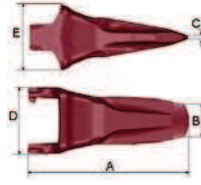
*** EXTRA (EX)**



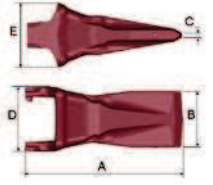
*** PENETRATION (P)**




*** STANDARD (S)**



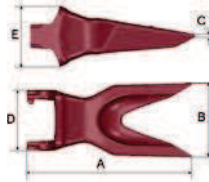
*** UNIVERSAL (U)**



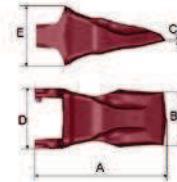
*** VECTOR (V)**



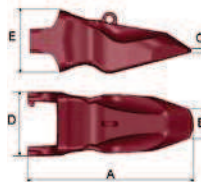
*** DOUBLE VECTOR (W)**



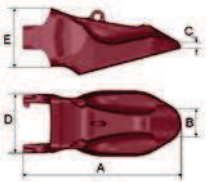
*** IMPACT (I)**



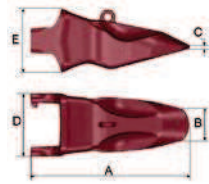
*** ABRASION (A)**



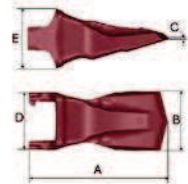
*** ABRASION X (AX)**



*** DELTA (D)**



*** LONG (L)**



Ref.		A		B		C		D		E			
		mm	inch	mm	inch	mm	inch	mm	inch	mm	inch	kg	lbs
MG65E		435	17.13	104	4.09	9	0.35	163	6.43	165	6.50	22,1	48.8
MG65F		406	15.98	282	11.10	6	0.24	163	6.43	165	6.50	28,5	62.8
MG65P		400	15.75	65	2.52	9	0.35	163	6.43	165	6.50	15,9	35.1
MG65S		396	15.59	81	3.19	12	0.47	163	6.43	165	6.50	16,5	36.3
MG65U		397	15.60	142	5.55	13	0.51	163	6.43	165	6.50	18,3	40.3
MG65V		444	17.48	11	0.43	10	0.39	163	6.43	165	6.50	17,2	37.8
MG65W		444	17.48	201	7.91	8	0.31	163	6.43	165	6.50	21,1	46.5
MG65I		358	14.09	145	5.71	5	0.20	163	6.43	165	6.50	17,6	38.8
MG65A		433	17.05	71	2.80	12	0.47	163	6.43	165	6.50	30,6	67.5
MG65AX		430	16.93	100	3.94	25	0.98	163	6.43	165	6.50	36,1	79.6
MG65D		421	16.57	78	3.07	12	0.47	163	6.43	165	6.50	25,1	55.3
MG65L		392	15.39	167	6.57	5	0.20	163	6.43	165	6.50	21,0	46.4

Locking system Anclajes Système de clavetage Sicherung Система крепления

Standard
Исполнение Standard (Стандартное)

Ref. 2MG65PR, 2MG65/80RR




*** PR:**
Body + Retainer
Cuerpo + Retenedor
Corps + Element de blocage
Sicherungskörper + Sperre
Корпус + Фиксатор




*** RR:**
Retainer
Retenedor
Élément de blocage
Sperre
Фиксатор

Lubricant material Materiales lubricantes Matériaux lubrificants
Schmiermittel-material смазочные материалы

Ref. 2MG65PMR, 2MG65/80MR



*** PMR:**
Body + Metallic retainer
Cuerpo + Retenedor metálico
Corps + Element de blocage métallique
Sicherungskörper + Metallsperre
Корпус + металлический фиксатор



*** MR:**
Metallic retainer
Retenedor metálico
Élément de blocage métallique
Metallsperre
металлический фиксатор

Hot slag Escoria caliente Laitier chaud HeißesSchlacke
Работа с горячим шлаком

Ref. 2MG65P HS, 2MG65/80R HS



*** P HS:**
Body + Metallic retainer
Cuerpo + Retenedor metálico
Corps + Element de blocage métallique
Sicherungskörper + Metallsperre
Корпус + металлический фиксатор

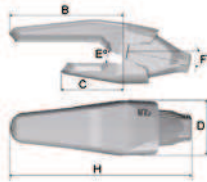


*** R HS:**
Retainer
Retenedor
Élément de blocage
Sperre
Фиксатор

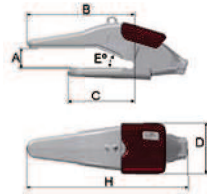
Heavy Construction Construcción Pesada Construction Lourde Schwerbau
Строительство крупных сооружений

Adapters Portadientes Porte-dents Zahnhalter Адаптеры

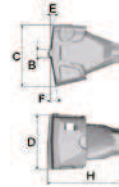
* **CENTRAL (WC/WC3/WC5/WC7)**



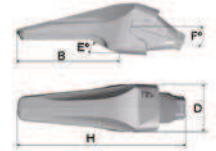
* **CENTRAL HD (WC3HD/M WC5HD/M / WC7HD/M)**



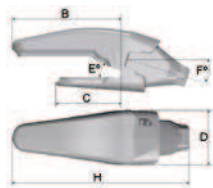
* **WELD-ON NOSE HOT SLAG (WN HS)**



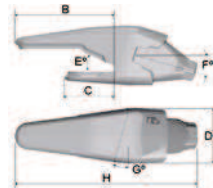
* **FLUSH (FC)**



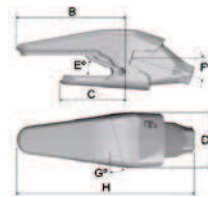
* **CENTRAL (WC2)**



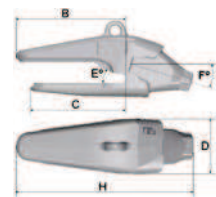
* **DELTA LEFT (WLD2)**




* **DELTA RIGHT (WRD2)**



* **CENTRAL HOT SLAG (WC2 HS/WC4 HS)**



* **FLUSH (FC HS)**



* **MECHANICAL WEAR CAP (M)**



Ref.						B		C		D		E	F	G	H		
		mm	inch	mm	inch	mm	inch	mm	inch	mm	inch	°	°	°	mm	inch	
1MG65WC		50	2.00	19	0.75	307	12.09	156	6.14	160	6.30	30°	10°	∅	503	19.80	33,7 74.3
1MG65WC3		60	2.36	19	0.75	331	13.03	289	11.38	160	6.30	30°	10°	∅	530	20.87	34,3 75.6
1MG65WC5		65	2.50	19	0.75	308	12.13	156	6.14	160	6.30	30°	10°	∅	504	19.84	34,1 75.2
1MG65WC7		70	2.75	19	0.75	307	12.09	156	6.14	160	6.30	30°	10°	∅	504	19.84	33,6 74.1
1MG65WC3 HD/M**		60	2.36	19	0.75	308	12.13	223	8.78	160	6.30	30°	10°	∅	504	19.84	39,7 87.7
1MG65WC5 HD/M**		65	2.50	19	0.75	308	12.13	223	8.78	160	6.30	30°	10°	∅	504	19.84	39,5 87.1
1MG65WC7 HD/M**		70	2.75	19	0.75	307	12.09	223	8.78	160	6.30	30°	10°	∅	504	19.84	38,9 85.8
1MG65WN HS*		∅	∅	∅	∅	40	1.57	183	7.20	160	6.30	11°	11°	∅	221	8.70	21,6 47.6
1MG65WC2		65	2.50	20	0.79	331	13.03	188	7.40	160	6.30	23°	17°	∅	530	20.87	35,0 77.2
1MG65WLD2		65	2.50	21	0.83	290	11.42	146	5.75	160	6.30	23°	17°	15°	530	20.87	36,2 79.8
1MG65WRD2		65	2.50	21	0.83	290	11.42	146	5.75	160	6.30	23°	17°	15°	530	20.87	36,2 79.8
1MG65WC4 HS		60	2.36	20	0.79	331	13.03	289	11.38	160	6.30	23°	17°	∅	530	20.87	39,8 87.7
1MG65FC HS		60-65	2.36-2.50	-	-	353	13.90	∅	∅	160	6.30	23°	17°	∅	572	22.52	40,1 88.4
4MG65M		∅	∅	∅	∅	∅	∅	59	2.32	179	7.05	∅	∅	∅	133	5.24	4,4 9.6

* Weld-on nose can either be used with Standard or Hot Slag retainer / La nariz soldable puede ser utilizada con el retenedor estándar o escoria caliente / La nez à souder peut utiliser la clavette Standard ou Scories chaudes / Die Nase kann mit Standard- oder Hotslagsicherung verwendet werden / Пригодный для сварки носок можно использовать вместе со стандартным фиксатором или горячим шлаком

** Ref/M: indicates adapter + wear cap / Ref/M: indica adaptador + wear cap / Réf/M : indique adaptateur + protecteur / Ref./M: Angabe adapter + wear cap / Ref/M: указывает адаптер + защиту от износа

Removal tool Extractor
Outil d'extraction Bolzenentferner
Принадлежности




* **3MG55/800**

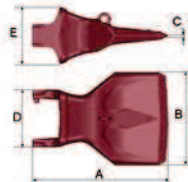
Heavy Construction Construcción Pesada Construction Lourde Schwerbau
Строительство крупных сооружений

Teeth Dientes Dents Zähne Зубья

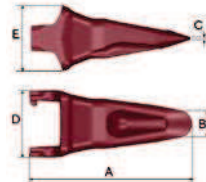
* EXTRA (E)



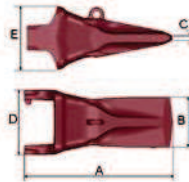
* FLARED (F)



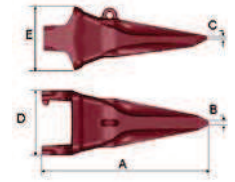
* PENETRATION (P)



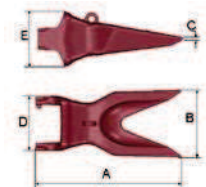
* UNIVERSAL (U)



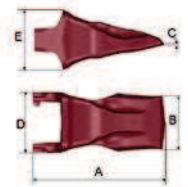
* VECTOR (V)



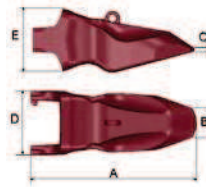
* DOUBLE VECTOR (W)



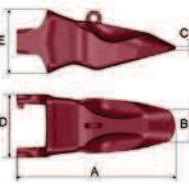
* IMPACT (I)



* ABRASION (A)



* DELTA (D)



Ref.		A		B		C		D		E		kgs / lbs	
		mm	inch	mm	inch	mm	inch	mm	inch	mm	inch		
MG80E		468	18.39	112	4.41	10	0.39	178	7.01	179	7.05	28,3	62.3
MG80F		421	16.57	290	11.42	6	0.24	178	7.01	179	7.05	31,4	69.2
MG80P		435	17.13	71	2.80	10	0.39	178	7.01	179	7.05	20,3	44.6
MG80U		428	16.85	152	5.98	14	0.55	178	7.01	179	7.05	23,1	50.9
MG80V		479	18.86	11	0.43	12	0.47	178	7.01	179	7.05	20,8	45.9
MG80W		479	18.86	219	8.62	9	0.35	178	7.01	179	7.05	27,2	59.9
MG80I		389	15.31	157	6.18	6	0.24	178	7.01	179	7.05	22,9	50.4
MG80A		460	18.11	80	3.15	14	0.55	178	7.01	179	7.05	38,2	84.2
MG80D		446	17.56	86	3.39	13	0.51	178	7.01	179	7.05	31,3	69.0

Locking system Anclajes Système de clavetage Sicherung Система крепления

Standard

Исполнение Standard (Стандартное)

- Ref.
- 2MG80PR
- 2MG65/80RR



* **PR:**
 Body + Retainer
 Cuerpo + Retenedor
 Corps + Élement de blocage
 Sicherungskörper + Sperre
 Корпус + Фиксатор



* **RR:**
 Retainer
 Retenedor
 Élement de blocage
 Sperre
 Фиксатор

Lubricant material Materiales lubricantes Matériaux lubrifiants
Schmiermittel-material смазочные материалы

- Ref.
- 2MG80PMR
- 2MG65/80MR



* **PMR:**
 Body + Metallic retainer
 Cuerpo + Retenedor metálico
 Corps + Élement de blocage métallique
 Sicherungskörper + Metallsperre
 Корпус +металлический фиксатор



* **MR:**
 Metallic retainer
 Retenedor metálico
 Élement de blocage métallique
 Metallsperre
 металлический фиксатор

Hot slag Escoria caliente Laitier chaud Heißes Schlacke Работа с горячим шлаком

- Ref.
- 2MG30/80R HS

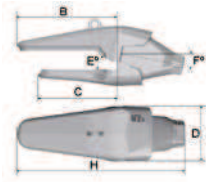


* **R HS:**
 Retainer
 Retenedor
 Élement de blocage
 Sperre
 Фиксатор

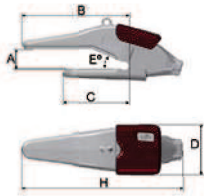
Heavy Construction Construcción Pesada Construction Lourde Schwerbau
Строительство крупных сооружений

Adapters Portadientes Porte-dents Zahnhalter Адаптеры

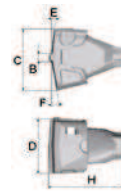
* **CENTRAL (WC/WC3/WC5)**



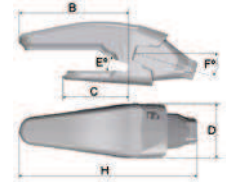
* **CENTRAL HD (WC HD/M / WC3 HD/M)**



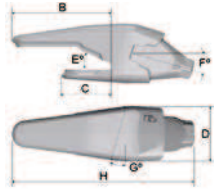
* **WELD-ON NOSE HOT SLAG (WN HS)**



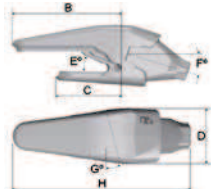
* **CENTRAL (WC2/WC4)**



* **DELTA LEFT (WLD2)**



* **DELTA RIGHT (WRD2)**



* **MECHANICAL WEAR CAP (M)**



Ref.						B		C		D		E	F	G	H		
		mm	inch	mm	inch	mm	inch	mm	inch	mm	inch	°	°	°	mm	inch	
1MG80WC		65	2.50	21	0.83	313	12.32	148	5.83	174	6.85	30°	10°	∅	531	20.91	40,2 88.6
1MG80WC3		70	2.75	21	0.83	313	12.32	148	5.83	174	6.85	30°	10°	∅	531	20.91	39,2 86.4
1MG80WC5		76	3.00	21	0.83	313	12.32	148	5.83	174	6.85	30°	10°	∅	531	20.91	40,1 88.4
1MG80WC HD/M**		65	2.50	21	0.83	315	12.40	225	8.86	174	6.85	30°	10°	∅	529	20.83	46,4 102.4
1MG80WC3 HD/M**		70	2.75	21	0.83	314	12.36	225	8.86	174	6.85	30°	10°	∅	527	20.75	45,6 100.5
1MG80WN HS*		∅	∅	-	-	43	1.69	195	7.68	174	6.85	11°	6°	∅	241	9.49	28,5 62.8
1MG80WC2		65	2.50	20	0.79	354	13.94	216	8.50	174	6.85	23°	17°	∅	563	22.17	46,7 103.4
1MG80WC4		70	2.75	20	0.79	354	13.94	216	8.50	174	6.85	23°	17°	∅	562	22.13	45,9 101.2
1MG80WLD2		65	2.50	20	0.79	307	12.09	171	6.73	174	6.85	23°	17°	15°	563	22.17	47,2 104.1
1MG80WRD2		65	2.50	20	0.79	307	12.09	171	6.73	174	6.85	23°	17°	15°	563	22.17	47,2 104.1
4MG80M		∅	∅	-	-	∅	∅	64	2.52	195	7.68	∅	∅	∅	145	5.71	5,3 11.6

* Weld-on nose can either be used with Standard or Hot Slag retainer / La nariz soldable puede ser utilizada con el retenedor estándar o escoria caliente / La nez à souder peut utiliser la clavette Standard ou Scories chaudes / Die Nase kann mit Standard- oder Hotslagsicherung verwendet werden / Пригодный для сварки носок можно использовать вместе со стандартным фиксатором или горячим шлаком

** Ref/M: indicates adapter + wear cap / Ref/M: indica adaptador + wear cap / Réf/M : indique adaptateur + protecteur / Ref./M: Angabe adapter + wear cap / Ref/M: указывает адаптер + защиту от износа

Removal tool Extractor Outil d'extraction Bolzenentferner Принадлежности




* **3MG55/800**

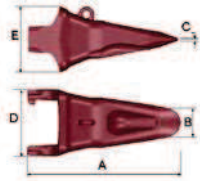
Heavy Construction **Construcción Pesada** Construction Lourde **Schwerbau** Строительство крупных сооружений

Teeth **Dientes** Dents **Zähne** Зубья

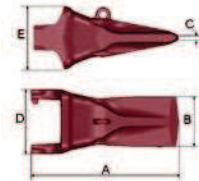
*** EXTRA (E)**



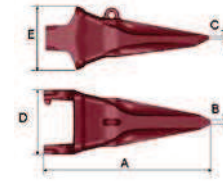
*** PENETRATION (P)**



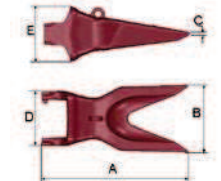
*** UNIVERSAL (U)**



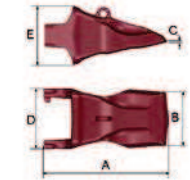
*** VECTOR (V)**



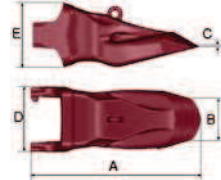
*** DOUBLE VECTOR (W)**



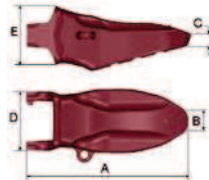
*** IMPACT (I)**



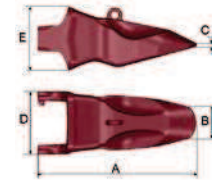
*** ABRASION (A)**



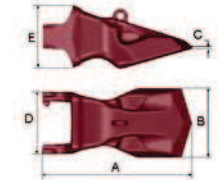
*** ABRASION X (AX)**



*** DELTA (D)**



*** HEAVY (H)**



Ref.		A		B		C		D		E		kg / lbs	
		mm	inch	mm	inch	mm	inch	mm	inch	mm	inch		
MG125E		504	19.84	120	4.72	11	0.43	197	7.75	198	7.80	37,7	83.0
MG125P		472	18.58	79	3.12	11	0.43	197	7.75	198	7.80	28,1	62.0
MG125U		459	18.07	155	6.10	17	0.67	197	7.75	198	7.80	28,4	62.6
MG125V		522	20.55	13	0.51	13	0.51	197	7.75	198	7.80	28,0	61.7
MG125W		522	20.55	241	9.49	10	0.39	197	7.75	198	7.80	37,2	82.0
MG125I		409	16.10	175	6.89	6	0.24	197	7.75	198	7.80	28,8	63.5
MG125A		526	20.71	126	4.96	9	0.35	197	7.75	198	7.80	48,9	107.8
MG125AX		548	21.57	80	3.15	45	1.77	197	7.75	198	7.80	66,9	147.4
MG125D		493	19.41	100	3.94	15	0.59	197	7.75	198	7.80	43,3	95.5
MG125H		478	18.82	225	8.85	10	0.39	197	7.75	198	7.80	48,3	106.4

Locking system **Anclajes** Système de clavetage **Sicherung** Система крепления

Standard

Исполнение Standard (Стандартное)

Ref.

2MG125PR

2MG125/200RR



*** PR:**

Body + Retainer
Cuerpo + Retenedor
Corps + Élement de blocage
Sicherungskörper + Sperre
Корпус + Фиксатор

*** RR:**

Retainer
Retenedor
Élement de blocage
Sperre
Фиксатор



Hot slag **Escoria caliente** Laitier chaud **Heißes Schlacke** Работа с горячим шлаком

Ref.

2MG125P HS

2MG125/250R HS



*** P HS:**

Body + Metallic retainer
Cuerpo + Retenedor metálico
Corps + Élement de blocage métallique
Sicherungskörper + Metallsperre
Корпус + металлический фиксатор

*** R HS:**

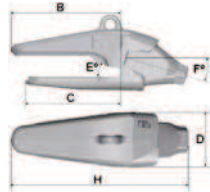
Retainer
Retenedor
Élement de blocage
Sperre
Фиксатор



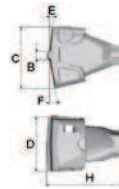
Heavy Construction **Construcción Pesada** Construction Lourde **Schwerbau** Строительство крупных сооружений

Adapters **Portadientes** Porte-dents **Zahnhalter** Адаптеры

* **CENTRAL HOT SLAG (WC6 HS/WC8 HS)**










* **WELD-ON NOSE HOT SLAG (WN HS)**



* **MECHANICAL WEAR CAP (M)**



Ref.				B		C		D		E	F	H			
		mm	inch	mm	inch	mm	inch	mm	inch	°	°	mm	inch	kg	lbs
1MG125WN HS*		-	-	48	1.89	219	8.62	193	7.60	11°	11°	267	10.51	37,9	83.5
1MG125WC6 HS		90	3.5	421	16.57	342	13.46	193	7.60	30°	17°	653	25.71	65,9	145.2
1MG125WC8 HS		80	3.15	421	16.57	342	13.46	193	7.60	30°	17°	653	25.71	68,0	150.0
4MG125M		↗	↗	↗	↗	68	2.68	221	8.70	↗	↗	166	6.54	7,3	16.1

* Weld-on nose can either be used with Standard or Hot Slag retainer / La nariz soldable puede ser utilizada con el retenedor estándar o escoria caliente / La nez à souder peut utiliser la clavette Standard ou Scories chaudes / Die Nase kann mit Standard- oder Hotslagsicherung verwendet werden / Пригодный для сварки носок можно использовать вместе со стандартным фиксатором или горячим шлаком

Removal tool **Extractor** Outil d'extraction **Bolzenentferner** Принадлежности




* **3MG125/5000**

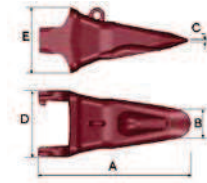
Heavy Construction Construcción Pesada Construction Lourde Schwerbau
Строительство крупных сооружений

Teeth Dientes Dents Zähne Зубья

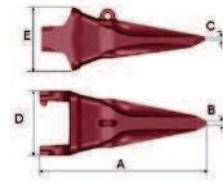
* EXTRA (E)



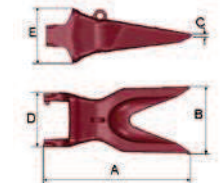
* PENETRATION (P)



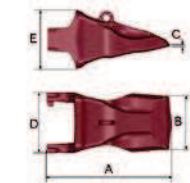
* VECTOR (V)



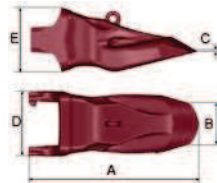
* DOUBLE VECTOR (W)



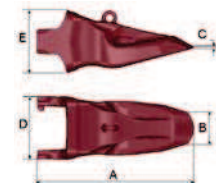
* IMPACT (I)



* ABRASION (A)



* DELTA (D)



Ref.		A		B		C		D		E		kg / lbs	
		mm	inch	mm	inch	mm	inch	mm	inch	mm	inch		
MG200E		555	21.85	147	5.79	12	0.47	223	8.78	225	8.86	53,0	116.9
MG200P		529	20.83	92	3.59	12	0.47	223	8.78	225	8.86	39,4	86.8
MG200V		571	22.48	15	0.59	14	0.55	223	8.78	225	8.86	40,4	89.0
MG200W		571	22.48	273	10.75	15	0.59	223	8.78	225	8.86	51,5	113.5
MG200I		464	18.27	198	7.80	7	0.28	223	8.78	225	8.86	43,4	95.6
MG200A		578	22.76	139	5.47	5	0.20	223	8.78	225	8.86	71,6	157.9
MG200D		548	21.57	117	4.61	11	0.43	223	8.78	225	8.86	59,9	132.1

Locking system Anclajes Système de clavetage Sicherung Система крепления

Standard
Исполнение Standard (Стандартное)


Ref.		* PR:
2MG200PR		Body + Retainer
2MG125/200RR		Cuerpo + Retenedor
		Corps + Élement de blocage
		Sicherungskörper + Sperre
		Корпус + Фиксатор

	* RR:
	Retainer
	Retenedor
	Élement de blocage
	Sperre
	Фиксатор

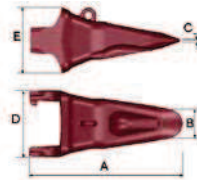
Heavy Construction **Construcción Pesada** Construction Lourde **Schwerbau** Строительство крупных сооружений

Teeth **Dientes** Dents **Zähne** Зубья

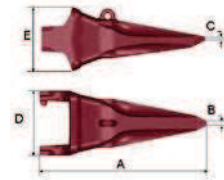
* EXTRA (E)








* PENETRATION (P)



* VECTOR (V)



Ref.		mm	A	inch	mm	B	inch	mm	C	inch	mm	D	inch	mm	E	inch		kg	lbs
MG250E		612		24.09	161		6.34	13		0.51	246		9.69	248		9.76	72,0	158.8	
MG250P		566		22.28	107		4.21	14		0.55	246		9.69	248		9.76	51,0	112.4	
MG250V		633		24.88	17		0.67	16		0.63	246		9.69	248		9.76	55,0	121.3	

Locking system **Anclajes** Système de clavetage **Sicherung** Система крепления

Standard

Исполнение Standard (Стандартное)

Ref.
2MG250PR
2MG250/500RR



* PR:

Body + Retainer
Cuerpo + Retenedor
Corps + Élement de blocage
Sicherungskörper + Sperre
Корпус + Фиксатор



* RR:

Retainer
Retenedor
Élement de blocage
Sperre
Фиксатор

Hot slag **Escoria caliente** Laitier chaud **Heißes Schlacke** Работа с горячим шлаком

Ref.
2MG250P HS
2MG125/250R HS



* P HS:

Body + Metallic retainer
Cuerpo + Retenedor metálico
Corps + Élement de blocage métallique
Sicherungskörper + Metallsperre
Корпус + металлический фиксатор



* R HS:

Retainer
Retenedor
Élement de blocage
Sperre
Фиксатор

**Size identification Identificación de talla Identification de taille
Identifizierung der Zahngröße Идентификации размера**

English

Table is to identify the tooth size from a used one that has no visible reference number after it's use. The key to identify the correct size is the internal measurement between ears (A).

Español

Para identificar la talla de un diente MTG Systems KingMet® cuya referencia ha desaparecido a causa del desgaste o por cualquier otro motivo, se tomará la medida (A) entre orejas (internal) y con la ayuda de la tabla se identificará la talla.

Français


Pour identifier la taille d'une dent MTG Systems KingMet® dont la référence a disparu par usure ou pour toute autre raison, il vous suffira de prendre la mesure (A) entre oreilles (interne) et identifier la taille à l'aide du tableau.

Deutsch

Um die Größe eines KM-Zahn zu identifizieren, dessen Referenz wegen Verschleiss oder anderer Gründe nicht mehr lesbar ist, muß man das Maß (A) zwischen den Ohren (innerlich) messen (mit Hilfe der Tabelle).

Russian

Чтобы определить размер зуба MTG системы KingMet которой ссылкой исчезла из-за износа или по любой другой причине, считать (A) между ушами (внутренних) и с помощью таблицы размеров выявлено.

	A	
	mm	inches
5	36	1.42
8	43	1.69
10	50	1.97
15	60	2.36
20	71	2.80
30	81	3.19
40	92	3.62
55	103	4.06
65	115	4.53
80	125	4.92
125	138	5.43
200	156	6.14
250	173	6.81

